


motive

manual addendum DELPHI Ex





II 2G Ex eb IIC T4 Gb
II 2D Ex tb IIIC T135°C Db
Tamb=-20 +40 °C

Standard for IE2
and IE3 motors



II 2G Ex eb IIC T3 Gb
II 2D Ex tb IIIC T135°C Db
Tamb=-20 +50 °C

Option only
for IE3 motors

innsbruk

Reference list:

Norm (last issue)	Title
Dir. 2014/34/EU	Equipment and Protective systems intended for use in Potentially Explosive Atmospheres. Safety requirements
IEC 60034-5:2000/A1:2006	Rotating electrical machines – Part 5: Degrees of protection provided by the integral design of rotating electrical machines (IP code) – Classification Internal methods Tests not related to standards, developed by laboratory or under client's specification
EN IEC 60079-0:2018	Explosive atmospheres – Part 0: Equipment – General requirements
IEC 60079-7:2015+AMD1:2017	Explosive atmospheres – Part 7: Equipment protection by increased safety “e”
IEC 60079-31:2014	Explosive atmospheres – Part 31: Equipment dust ignition protection by enclosure “t”
IEC 60204-1:2005	Safety of machinery – Electrical equipment of machines – Part 1: General requirements

Field of application

The person authorized to do the work is responsible for the zones sharing. He must follow the norms EN 60079-31, EN60079-14, EN 60079-17 and EN 60079-19 (whenever their application is possible) when choosing the suitable motor. The eventual dust deposits mustn't have a thickness > 5mm.

Conformity declaration


The conformity declaration reported in this addendum, is the document that testifies the product conformity to the Directive 2014/34/EU.

The validity of such certificate is related to the respect of the instructions specified in the use and maintenance manual, together with the following additional instructions.

Additional instructions

The persons authorized to do the work in an ambient exposed to explosion risk must be instructed about the right procedure for the use of the motor, respecting all norms related to safety, installation and use.

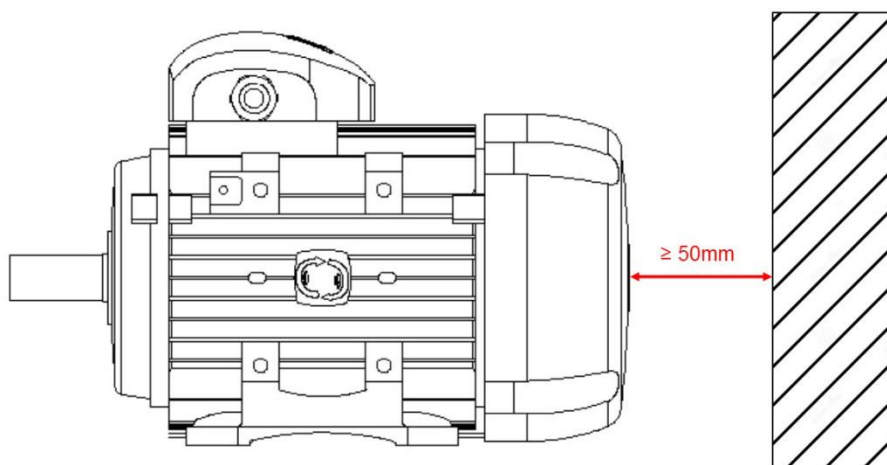
Motors must be protected against over-heating by suitable control means that must be chosen, considering the working conditions, according to the norm EN60079-15, EN60079-0 and EN60079-31.



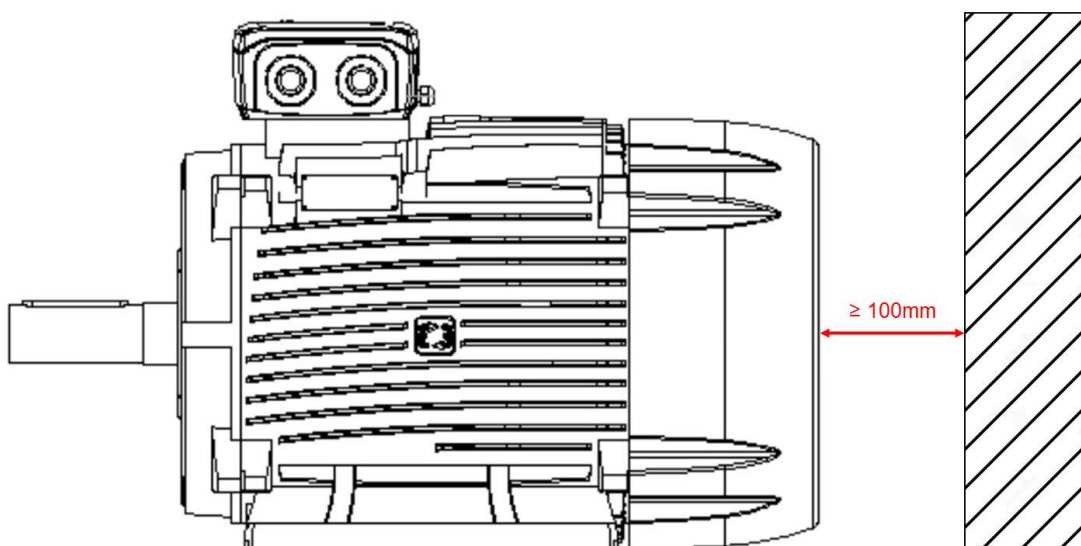
All Motive Delphi-Ex motors are standard equipped with temperature probes (up to size 132, included, 3 PTO 130°C probes; from size 160, included, 3 PTC 130°C thermistors), to be connected to a suitable release device as reported in EN 50495 standard.

It is forbidden to open the terminal box to connect electric wires or make any intervention in presence of explosive atmosphere. Before any of such operations, disconnect the motor from the electric power supply and avoid the possibility of any accidental switching on of the motor.

For correct motor ventilation, it's recommended to maintain a minimum distance from walls or obstructions equal to 50mm for motors from size 56 to 160 and 100mm from size 180 to 355.



Motors size 56÷160



Motors size 180÷355

Ground connection must be done (with galvanized screw and spring washer supplied) inside the terminal box (fig.1) and by using the screw on the frame (fig.2).

The section of the ground wire connected to the motor frame must have a minimum section of 4 mmq.




fig.1





fig.2

For proper tightening of terminal box nuts and grounding screws, please refer to the table below.

	M4	M5	M6	M8	M10	M12	M16	M20
Nm	2	3,2	5	10	20	35	65	100-110

Brake motors

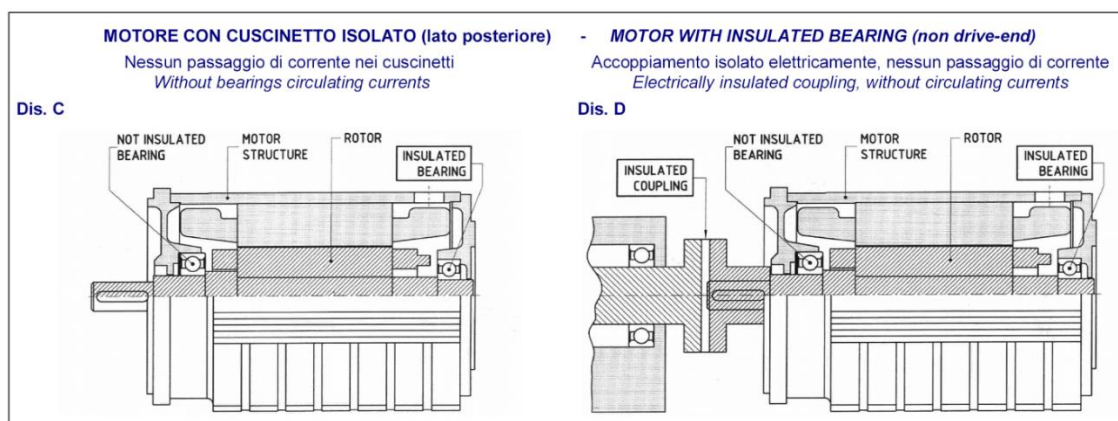
See separate ATEX manual addendum for Motive brake motors.



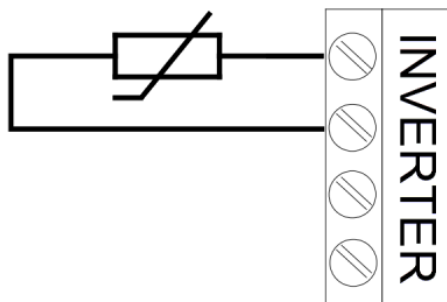
Use with converters

When Delphi-Ex motors are used with converters, in addition to the general selection criteria (limit values: rated voltage <830V, peak voltage <2,2kV, voltage gradients <2,2kV/1μs), consideration should be given the following points:

- Motors powered by inverter have a voltage (or current) which is not purely sinusoidal. This leads to an increase in losses, vibration, noise, and a different temperature rise.
- Possibility of spikes is linked to the value of the converter power supply voltage and the length of the motor power cable. To limit the phenomenon, it's advisable to use specific filters connected between the converter and the motor (mandatory for motor power cables over 50 mt). All Delphi-Ex motors are equipped as standard with a reinforcing Nomex film between phases to protect against the voltage peaks.
- The correct grounding of the motor and the driven machine is very important to avoid voltage and stray currents in the bearings. To prevent the current circulation in the bearing if the motor it is not equipped with an insulated bearing, use a proper filter to reduce the high frequency harmonic voltage above 50kHz.
- Motors with power from 110kW and up must be equipped with insulated bearing and the coupling must be insulated.



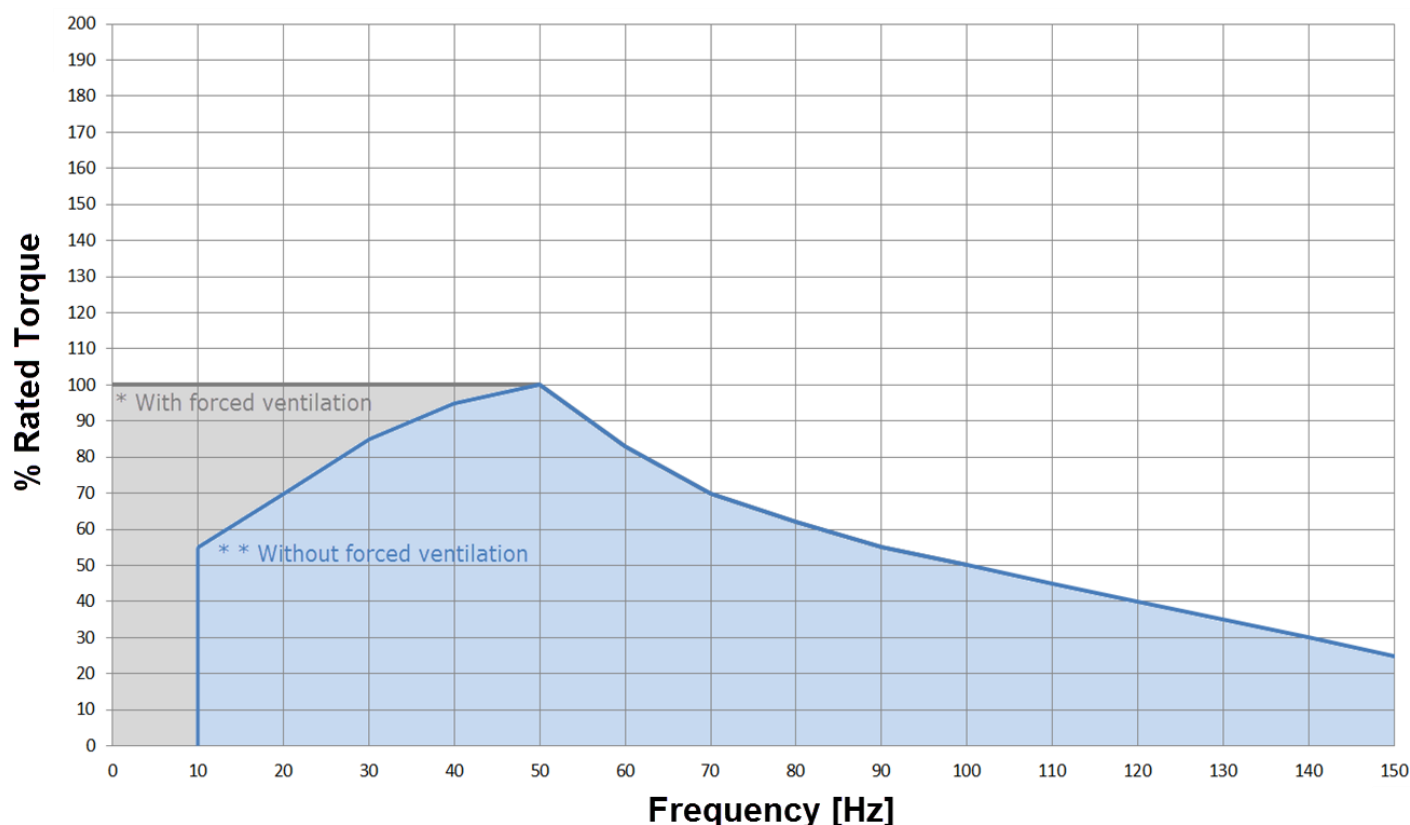
- It's mandatory connect thermal probes to the converter to safeguard the motor from the overheating which could be generate by a misuse.



These probes have two terminals for connection marked with a label and located inside the main terminal box.

- For inverter power supply the switching frequency must be higher than 4kHz (PWM type), output frequency range 0÷150Hz.
- Atex forced ventilation assembly is mandatory if the motor is used at frequencies lower than 50Hz at constant torque load.

If the motor is used at frequencies lower than 50Hz at quadratic torque load, please refer to the following graph for the maximum percentage of torque load admitted.



For motor Speed/Torque curves, refer to following link: <https://www.motive.it/en/rapporti.php>

Installation precautions

For the installation of the motor please consider the following:

- make sure that no damages have occurred during transport.
- remove carefully the components of the plant from the wrapping material and any other protective devices.
- make sure that the value of the voltage on the motor plate is the same as the voltage of mains.
- surfaces in contact with the electric bonding and the rating plate must not be varnished.
- set the motor on a flat surface.
- make sure that the bearings or the flange are well fixed and, in case of direct coupling, the motor is perfectly aligned.
- rotate the rotor manually in order to verify the absence of any dragging.
- verify the rotation sense removing the coupling.
- splice (extract) the output components (i.e. coupling, belt pulley, etc.) only using correct devices (shrinking-on). Avoid not allowed tension on the pulley.
- in the models in which the shaft is with the end downwards, use the protective cover. If the end of the shaft is upwards, use a cover preventing any penetration of external parts into the fan.
- do not hinder the ventilation. The discharged air, together with the air coming from other groups, must not be immediately re-aspirated.
- verify the correct grounding of the motor.

Maintenance warnings: clean the motor only with a wet or antistatic cloth.

Electrical and thermal protections

Protections must be chosen based on the specific running conditions, according to standards EN60079-14 and EN61241-14.

External protections*:

- Protection against overcurrent and short-circuits; this protection can be made with the magnetothermic circuit breaker or with fuses; these must be calibrated on the motor current.
- Protection against overload by thermal relay that controls a power line contactor upstream the motor.
- If the application requires, protection against excessive speed of the electric motor, for example if the mechanical load may drive the electric motor itself and thereby create a hazardous situation.
- If special conditions or synchronised operation with other machines or parts of machines require it, protection against power failures or dips by means of a minimum voltage relay that controls an automatic power knife switch.

*Note: An EN 50495 compliant motor thermal protector is required**. A thermal relay is not enough.

**Internal protections:

The electrical protections on the motor power supply may not be sufficient to protect against overloads.

Connecting built-in protections on the windings solves this problem:

- PTO bimetallic probe (normally-closed electromechanical device that becomes open when the threshold temperature is reached).

The reset of this cut-out must be performed manually only, and not automatically. The user, in compliance with the norms, must use a tripping relay out in compliance with IEC 61508 standard (Fail Safe type).

Motive Delphi-Ex motors, up to size 132 included, are equipped as standard with 3 PTO 130°C bimetallic probes.

- PTC thermistor (device that suddenly changes positively its resistance when the threshold temperature is reached).
Motive Delphi-Ex motors, from size 160 included, are equipped as standard with 3 PTC 130°C thermistors.

Bearings lubrication

Motors with shielded self-lubricating bearings "ZZ" (as standard up to motor size 280 included) do not require any periodic lubrication.

Bearings life ranges from 3 up to 5 years according to the axial and radial loads that are charged on the shaft and to environmental conditions the motor is used in.

Motors from size 180 provided with the bearings lubrication unit must be lubricated while running according to the lubricating intervals and the grease quantity as reported in table 1.

For not standard roller "NU" bearings and angular contact ball bearings "7.." , the lubrication intervals timing, reported in table 1, is the half.

Lubrication intervals timing is also the half for motors supplied by converter, because the grease vetrification caused by the currents arc between stator and rotor.

For this reason, insulated bearings (special execution) are recommended on such motors, especially when the rated power is $\geq 110\text{kW}$.

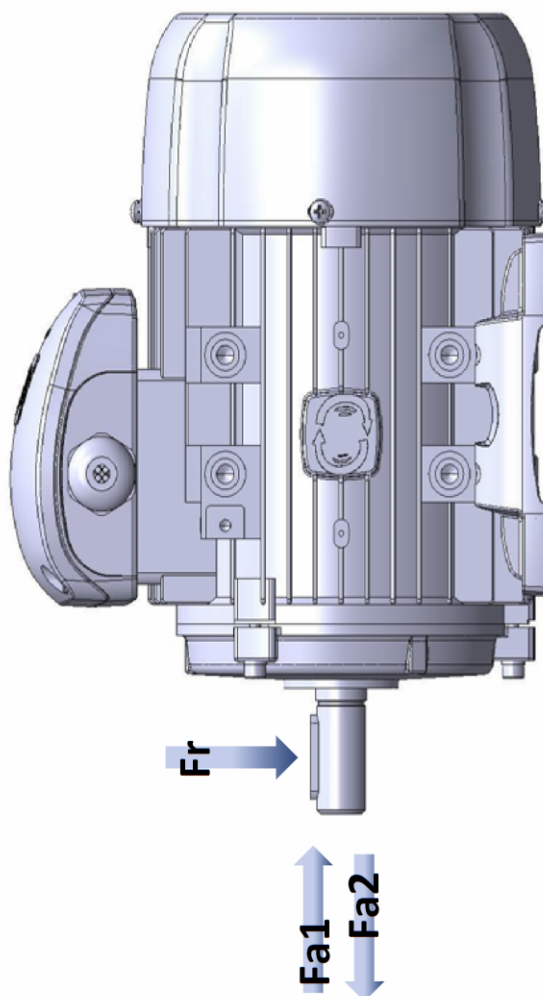
Use lithium o polyurea grease with mineral oil basis suitable for a maximum working temperature of at least 190°C .

Table 1

Motor Size	Grease quantity [g]		Lubrication intervals in operation hours			
	2 Poles	4-6-8 Poles	2 Poles	4 Poles	6 Poles	8 Poles
315	36	45	800	2300	4100	5100
355	45	60	700	2000	4000	4500

Maximum radial and axial loads

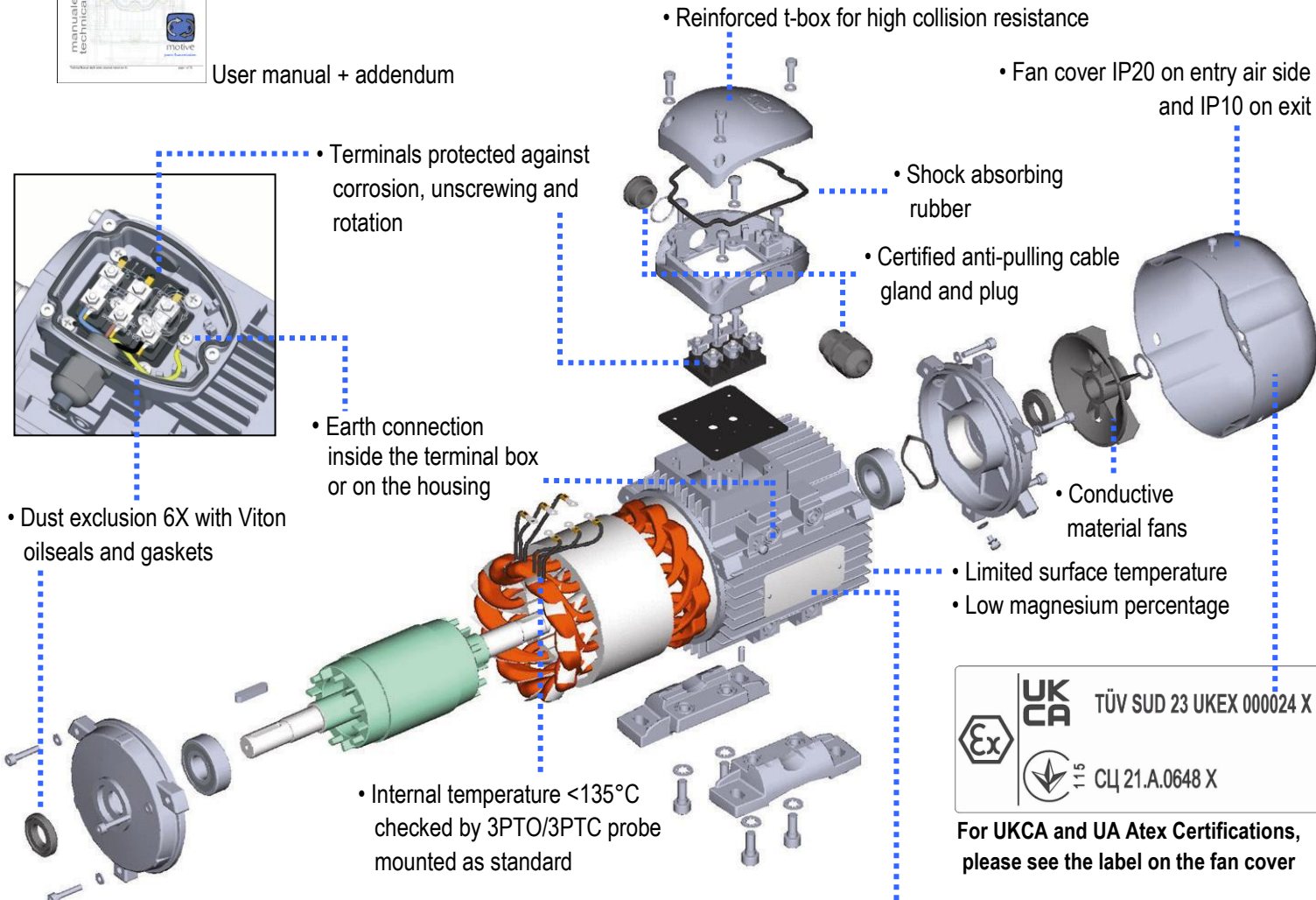
	Fr [N] standard				Fa1 / Fa2 [N] standard				Fa1 / Fa2 [N] special option			
	3000rpm	1500rpm	1000rpm	750rpm	3000rpm	1500rpm	1000rpm	750rpm	3000rpm	1500rpm	1000rpm	750rpm
56	275	360			120	160			380	500		
63	300	375			120	160			380	500		
71	330	410	480	500	200	250	300	320	640	800	960	1000
80	550	690	800	900	260	340	400	460	890	1160	1370	1440
90	600	770	880	980	340	460	570	650	1480	2000	2480	2080
100	880	1100	1250	1400	480	590	750	850	1960	2410	3070	2900
112	1000	1200	1400	1500	480	590	750	850	1960	2410	3070	3700
132	1350	1700	1950	2200	600	1000	1300	1500	1110	1840	2390	6130
160	2300	2700	3000	3200	1300	1500	1900	2200	1990	2290	2900	8980
180	3000	4000	4600	5300	2400	2700	3000	3300	3560	4000	4450	6070
200	3800	4800	5500	5500	3000	3900	4800	4800	3700	4810	5920	7320
225	4200	5200	6000	6000	3600	4900	5700	5700	5400	7350	8550	8450
250	4800	6000	6000	6000	4100	5500	6500	6500	5930	7950	9390	8010
280	4800	7800	6900	6900	4200	6800	6800	6800	6070	9830	9830	10200
315	5800	15000	15000	17500	4600	7000	7000	7000	6580	10000	10000	10120
355	7700	19000	19000	19000	5800	7200	7200	7200	7740	9600	9600	10400
400	9000	20500	20500		7300	12500	14600		9960	17050	19910	



PECULIAR FEATURES OF DELPHI Ex MOTORS



User manual + addendum



Manufacturer's mark

Protection against explosion

Motor type






IP Protection index

Notified body number

ATEX certificate number



YYMM production date

Serial number

 25014 CASTENEDOLO (BS) - ITALY MADE IN ITALY		 0948 <small>NOTIFIED BODY</small>		
FOR CONVERTER OPERATION  II 2G Ex eb IIC T4 Gb II 2D Ex tb IIIC T135°C Db Tamb = -20 +40°C				
 SEE THE MANUAL TÜV IT 20 ATEX 048 X 50Hz - 60Hz				
				
TYPE				
I.C.L. F	IP 85	S1	COSφ	N*
Δ V Y	Hz	kW	rpm	A
230/400	50			
240/415	50			
280/440	60			
280/480	60			
3PT - DE:		- NDE:		



DELPHI Ex CLASSIFICATION

For GAS **G**

		II	2	G	Ex	eb	IIC	T4	Gb
①	②	③	④	⑤	⑥	⑦	⑧	⑨	⑩

①	CE marking
②	ATEX code for prevention of explosion
③	Surface industries
④	An area where explosive atmospheres may be present during normal operations (Zone 1)
⑤	Protection against gas combustion
⑥	Explosion protection: International
⑦	Increased safety
⑧	For instance, for Hydrogen. Equipment marked as suitable for Group IIC is also suitable for IIB and IIA
⑨	T4 for maximum surface temperature of 135°C
⑩	Extended level of protection in hazardous zones with explosive gas mixtures



For DUST **D**

		II	2	D	Ex	tb	IIIC	T135°C	Db
①	②	③	④	⑤	⑥	⑦	⑧	⑨	⑩

①	CE marking
②	ATEX code for prevention of explosion
③	Surface industries
④	An area where explosive atmospheres may be present, in the form of a flammable cloud of dust in the air, during normal operations (Zone 21)
⑤	Protection against dust combustion
⑥	Explosion protection: International
⑦	Enclosure protection
⑧	For conductive dust. Equipment marked as suitable for Group IIIC is also suitable for IIIB and IIIA
⑨	Maximum surface temperature of 135°C
⑩	Extended level of protection in flammable dust atmospheres



Marking applicable only on DELPHI Ex IE3 motors (with Tamb=-20 +50 °C)

For GAS **G**


		II	2	G	Ex	eb	IIC	T3	Gb
①	②	③	④	⑤	⑥	⑦	⑧	⑨	⑩

①	CE marking
②	ATEX code for prevention of explosion
③	Surface industries
④	An area where explosive atmospheres may be present during normal operations (Zone 1)
⑤	Protection against gas combustion
⑥	Explosion protection: International
⑦	Increased safety
⑧	For instance, for Hydrogen. Equipment marked as suitable for Group IIC is also suitable for IIB and IIA
⑨	T3 for maximum surface temperature of 200°C
⑩	Extended level of protection in hazardous zones with explosive gas mixtures

For DUST **D**

		II	2	D	Ex	tb	IIIC	T135°C	Db
①	②	③	④	⑤	⑥	⑦	⑧	⑨	⑩

①	CE marking
②	ATEX code for prevention of explosion
③	Surface industries
④	An area where explosive atmospheres may be present, in the form of a flammable cloud of dust in the air, during normal operations (Zone 21)
⑤	Protection against dust combustion
⑥	Explosion protection: International
⑦	Enclosure protection
⑧	For conductive dust. Equipment marked as suitable for Group IIIC is also suitable for IIIB and IIIA
⑨	Maximum surface temperature of 135°C
⑩	Extended level of protection in flammable dust atmospheres



Motive s.r.l.
Via Le Ghiselle, 20
25014 Castenedolo (BS)
Tel.: +39 030 2677087
Fax: +39 030 2677125
motive@motive.it
www.motive.it

Declaration of EU Conformity

Motive srl based in Castenedolo (BS) - Italy

declares as manufacturer, under its own exclusive responsibility, that its range of

asynchronous electric motors of the series "DELPHI"

complies with the following directives and standards:

- EC Directive **2014/34/EU**: concerning "equipment and Protective systems intended for use in Potentially Explosive Atmospheres"

Marking:



II 2G Ex eb IIC T4 Gb
II 2D Ex tb IIC T135°C Db
Tamb=-20 +40 °C

Marking*:



II 2G Ex eb IIC T3 Gb
II 2D Ex tb IIC T135°C Db
Tamb=-20 +50 °C

* Marking applicable only on DELPHI Ex IE3 motors

Certificate Number (edit by TÜV Italia, Notified Body Number 0948): TÜV IT 20 ATEX 048 X
System Certificate Number (edit by TÜV Italia, Notified Body Number 0948): TÜV IT 21 ATEX 021 Q


as in accordance to the European Standards:

- **IEC 60034-5:2020** Rotating electrical machines – Part 5: Degrees of protection provided by the integral design of rotating electrical machines (IP code) – Classification Internal methods Tests not related to standards, developed by laboratory or under client's specification
- **EN IEC 60079-0:2018** Explosive atmospheres – Part 0: Equipment – General requirements
- **EN IEC 60079-7:2015/A1:2018** Explosive atmospheres – Part 7: Equipment protection by increased safety "e"
- **EN 60079-31:2014** Explosive atmospheres – Part 31: Equipment dust ignition protection by enclosure "t"
- **IEC 60204-1:2018** Safety of machinery – Electrical equipment of machines – Part 1: General requirements

The machines are supplied without electrical connections to the control panels or any pneumatic and hydraulic supply connections.

It is therefore forbidden to use them until the plant into which they are incorporated has been declared as compliant with the provisions of the Machinery Directive **2006/42/EC** and Directive **2014/34/EU** and plant's analysis was not done as compliant with Directive **99/92/EC**.

Castenedolo, 19th March 2021
The legal Representative





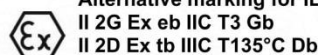
CERTIFICATE

EU-TYPE EXAMINATION CERTIFICATE

- [1] **EU-TYPE EXAMINATION CERTIFICATE**
- [2] **Equipment or Protective System intended for use in potentially explosive atmospheres Directive 2014/34/EU**
- [3] EU-Type Examination Certificate number:
- TÜV IT 20 ATEX 048 X**
- [4] Equipment: Three-phase asynchronous electric motors DELPHI series
- [5] Manufacturer: MOTIVE S.r.l.
- [6] Address: Via Le Ghiselle 20
25014 CASTENEDOLO (BS) Italia
- [7] This equipment or protective system and any acceptable variation thereto is specified in the schedule to this certificate and the documents therein referred to.
- [8] TÜV Italia, notified body no. 0948 in accordance with Article 17 of Directive 2014/34/EU of the European Parliament and of the Council, dated 26 February 2014, certifies that this product has been found to comply with the Essential Health and Safety Requirements relating to the design and construction of products intended for use in potentially explosive atmospheres given in Annex II to the Directive.
- The examination and test results are recorded in confidential report no. R 20 EX 046
- [9] Compliance with the Essential Health and Safety Requirements has been assured by compliance with:
- EN IEC 60079-0:2018 EN IEC 60079-7:2015/A1:2018 EN 60079-31:2014**
- [10] If the sign "X" is placed after the certificate number, it indicates that the equipment or protective system is subject to special conditions for safe use specified in the schedule to this certificate.
- [11] This EU - TYPE EXAMINATION CERTIFICATE relates only to the design and construction of the specified product. Further requirements of the Directive apply to the manufacturing process and supply of this product. These are not covered by this certificate.
- [12] The marking of the product shall include the following:



Tamb: -20° +40 °C



Tamb -20 +50 °C

This certificate may only be reproduced in its entirety and without any change, schedule included.

Issue date: 17th February 2021



PRD N° 081B

Membro degli Accordi di Mutuo Riconoscimento
EA, IAF e ILAC
Signatory of EA, IAF and ILAC Mutual
Recognition Agreements



TÜV Italia S.r.l.
Notified body N° 0948

Alberto Carelli
Alberto Carelli

**Industry Service - Real Estate & Infrastructure
Managing Director**

TÜV Italia has been authorized by Italian government to operate as notified body for the certification of equipment or protective system intended for use in potentially explosive atmospheres. This document is not valid without official signature and logo. The internal reference code is 722228711.

page 1 of 6

PEX-01-M002_r07 del 29/03/2018

TÜV Italia • Gruppo TÜV SÜD • Via Carducci 125, Pal. 23 • 20099 Sesto San Giovanni (MI) • Italia • www.tuvsud.com/it

TÜV®

CERTIFICAT

CERTIFICADO

CЕРТИФИКАТ

認證證書

CERTIFICATE

ZERTIFIKAT



Motive s.r.l.
Via Le Ghiselle, 20
25014 Castenedolo (BS)
Tel.: +39 030 2677087
Fax: +39 030 2677125
motive@motive.it
www.motive.it

Declaration of UK Conformity

Motive srl based in Castenedolo (BS) - Italy

declares as manufacturer, under its own exclusive responsibility, that its range of

asynchronous electric motors of the series "DELPHI"

complies with the following directives and standards:

- Directive UK SI 2016:1107 as amended by 2019:696: concerning "equipment and Protective systems intended for use in Potentially Explosive Atmospheres"

Marking:



II 2G Ex eb IIC T4 Gb
II 2D Ex tb IIC T135°C Db
Tamb=-20 +40 °C

Marking*:



II 2G Ex eb IIC T3 Gb
II 2D Ex tb IIC T135°C Db
Tamb=-20 +50 °C

* Marking applicable only on DELPHI Ex IE3 motors

UK Type Examination Certificate (issued by TUV SUD BABT, Approved Body Number 0168):

TUV SUD 23 UKEX 000024 X


Quality Assurance Certificate (ATEX QAN issued by TUV ITALIA, Notified Body Number 0948):

TUV IT 21 ATEX 021 Q

as in accordance to the Designated Standards:

- BS EN IEC 60034-5:2020 Rotating electrical machines – Part 5: Degrees of protection provided by the integral design of rotating electrical machines (IP code) – Classification Internal methods Tests not related to standards, developed by laboratory or under client's specification
- BS EN IEC 60079-0:2018 Explosive atmospheres – Part 0: Equipment – General requirements
- BS EN IEC 60079-7:2015/A1:2018 Explosive atmospheres – Part 7: Equipment protection by increased safety "e"
- BS EN 60079-31:2014 Explosive atmospheres – Part 31: Equipment dust ignition protection by enclosure "t"
- BS EN 60204-1:2018 Safety of machinery – Electrical equipment of machines – Part 1: General requirements

Castenedolo, 1st January 2023
The legal Representative





1 UK Type Examination Certificate

2 Product or Protective System Intended for use in Potentially Explosive Atmospheres
UKSI 2016:1107 (as amended) – Schedule 3A, Part 1

3 Type Examination TUV SUD 23 UKEX 000024 X Issue: i01

Certificate No.:

4 Product Three-phase asynchronous electric motors DELPHI series

5 Manufacturer MOTIVE S.r.l.

6 Address Via Le Ghiselle, 20 – 25014 Castenedolo (BS) - ITALY

7 This product and any acceptable variation thereto is specified in the schedule to this certificate and the documents therein referred to.

8 TUV SUD BABT Unlimited, Approved Body no.0168 in accordance with Regulation 42 of the Equipment and Protective Systems Intended for use in Potentially Explosive Atmospheres Regulations 2016, UKSI 2016/1107 (as amended) certifies that this product has been found to comply with the Essential Health and Safety Requirements relating to the design and construction of products intended for use in potentially explosive atmospheres given in schedule 1 of the regulations.

The examination and test results are recorded in confidential report no. TR-722305814 (Delphi)

9 Compliance with the Essential Health and Safety Requirements has been assured by compliance with:

EN IEC 60079-0:2018 EN IEC 60079-7:2015/A1:2018 EN 60079-31:2014

Except in respect of those requirements listed at section 18 of the schedule to this certificate.

10 If the sign "X" is placed after the certificate number, it indicates that the product is subject to specific conditions of use specified in the schedule to this certificate.

11 This TYPE EXAMINATION CERTIFICATE relates only to the design and construction of the specified product. Further requirements of the Regulations apply to the manufacturing process and supply of this product. These are not covered by this certificate.

12 The marking of this product shall include the following:



II 2G Ex eb IIC T4 Gb
II 2D Ex tb IIIC T135°C Db

Tamb: -20° +40 °C



Alternative marking for IE3 series

II 2G Ex eb IIC T3 Gb
II 2D Ex tb IIIC T135°C Db

Tamb -20 +50 °C

This certificate and its schedules may only be reproduced in its entirety and without change.

Issue Date: 15/03/2023

TUV SUD BABT Unlimited
Approved Body N° 0168



Frank Zhu

TUV SUD BABT has been authorized by the UK government to operate as an Approved Body for the certification of equipment or protective system intended for use in potentially explosive atmospheres. This document is not valid without official signature and logo.

This certificate has been issued in accordance with the TUV SUD Testing and Certification Regulations
TUV SUD BABT Unlimited • Octagon House • Concorde Way • Fareham • Hampshire • PO15 5RL • United Kingdom



NOTIFICATION

[1] PRODUCT QUALITY ASSURANCE NOTIFICATION

[2] **Equipment or Protective System or Component intended for use in potentially explosive atmospheres**
Directive 2014/34/EU

[3] Notification number:

TÜV IT 21 ATEX 021 Q

[4] Equipment or Component as listed: Electric Motor, Frequency Converter

Protection concepts: "e" and "t"

[5] Manufacturer: MOTIVE S.r.l.
Via Le Ghiselle, 20
I-25014 Castenedolo (BS) - ITALIA

[6] Sites audited: identical

[7] TÜV Italia, notified body no. 0948 in accordance with the Council Directive 2014/34/EU of 26 February 2014, notifies that the manufacturer has a product quality assurance system which complies to Annex VII of the Directive.

[8] This notification is based on audit report no. R 21 EX 015 issued on 02.03.2021

This notification can be withdrawn if the manufacturer no longer satisfies the requirement of Annex VII.

Results of periodical re-assessment of the quality system are a part of this notification.

[9] This notification is valid until <01.03.2024> and can be withdrawn if the Manufacturer does not satisfy the production quality assurance re-assessment.

[10] According to Article 16 paragraph 3 of the Directive 2014/34/EU the CE marking shall be followed by the identification no. 0948 identifying the notified body involved in the production control stage.

This notification may only be reproduced in its entirety and without any change.

First issue date: 26.03.2021

Issue date: 26.03.2021



PRD N° 081B

Membro degli Accordi di Mutuo Riconoscimento
EA, IAF e ILAC
Signatory of EA, IAF and ILAC Mutual
Recognition Agreements



TÜV Italia S.r.l.
Notified Body N° 0948


Alberto Carelli

Industry Service - Real Estate & Infrastructure
Managing Director

TÜV Italia has been authorized by Italian government to operate as notified body for the certification of equipment or protective system intended for use in potentially explosive atmospheres. This document is not valid without official signature and logo. The internal reference code is 72223318

page 1 of 2

PEX-01-M011_r10 del 07/08/2018

TÜV Italia • Gruppo TÜV SÜD • Via Carducci 125, Pal. 23 • 20099 Sesto San Giovanni (MI) • Italia • www.tuvsud.com/it



CERTIFICAT


CERTIFICADO

СЕРТИФИКАТ

認證證書

CERTIFICATE

ZERTIFIKAT



Motive s.r.l.
Via Le Ghiselle, 20
25014 Castenedolo (BS)
Tel.: +39 030 2677087
Fax: +39 030 2677125
motive@motive.it
www.motive.it

Декларация соответствия UA

Motive srl с главным офисом в Castenedolo (BS) – Italy (Италия)

заявляет как производитель под свою исключительную ответственность, что его продукция

асинхронные электродвигатели серии «DELPHI»

соответствует следующим директивам и стандартам:

- Директива ЕС **2014/34/UE**: относительно «оборудования и защитных систем, предназначенных для использования в потенциально взрывоопасных средах»

Маркировка:



II 2G Ex eb IIC T4 Gb
II 2D Ex tb IIIC T135°C Db
Tamb=-20 +40 °C

Маркировка*:



II 2G Ex eb IIC T3 Gb
II 2D Ex tb IIIC T135°C Db
Tamb=-20 +50 °C

* Маркировка применима только к двигателям DELPHI Ex IE3

Номер сертификата

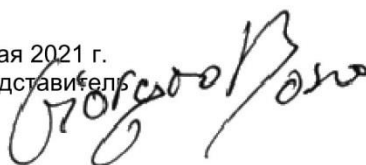
(отредактировал СЕРТИС-ЦЕНТР, номер нотифицированного органа UA.TR.115): **СЦ 21.A.0648 X**

как по украинским стандартам:

- ДСТУ EN 60079-0:2017 (ЗІ ЗМІНОЮ 11:2017)** Взрывоопасные среды. Часть 0. Оборудование. общие требования
- ДСТУ EN 60079-7:2017** Взрывоопасные среды. Часть 7. Электрическое оборудование. Вид взрывозащиты: повышенная безопасность «е»
- ДСТУ EN 60079-31:2017** Взрывоопасные среды. Часть 31. Электрическое оборудование. Вид защиты от воспламенения пыли: оболочка «t»

Машины поставляются без электрических подключений к панелям управления или без каких-либо пневматических и гидравлических подключений.
Поэтому запрещено использовать их до тех пор, пока завод, в который они включены, не будет объявлен соответствующим положениям Директивы по машинному оборудованию **2006/42/ЕС** и Директивы **2014/34/UE**, а анализ предприятия не был проведен как соответствующий Директиве **99/92/ЕС**.

Castenedolo, 11 мая 2021 г.
Юридический представитель





ТОБ «CERTIS-ЦЕНТР»

ОРГАН З ОЦІНКИ ВІДПОВІДНОСТІ ПРОДУКЦІЇ

09113, Україна, Київська область, м. Біла Церква, вул. Фастівська 23
Тел.: +38 (0456) 381-700, E-mail: info@sertis.com.ua, Web: www.sertis.com.ua



10296
ДСТУ EN ISO/IEC 17065

- (1) **СЕРТИФІКАТ ЕКСПЕРТИЗИ ТИПУ**
- (2) **Технічний регламент обладнання та захисних систем, призначених для використання в потенційно вибухонебезпечних середовищах (постанова КМУ від 28 грудня 2016 р. № 1055)**
- (3) Номер сертифіката: **СЦ 21.0648 X** Номер видання: **0**
- (4) Обладнання: **3-фазні асинхронні електродвигуни серії DELPHI**
- (5) Заявник: **Motive srl, Via Le Ghiselle, 20 - 25014 Castenedolo (BS), Italy - Італія**
- (6) Виробник: **Motive srl, Via Le Ghiselle, 20 - 25014 Castenedolo (BS), Italy - Італія**
- (7) Опис обладнання та його припустимих варіацій, а також документація, на яку даються посилання, наведені у додатку до сертифіката.
- (8) **ТОБ «CERTIS-ЦЕНТР»**, орган з оцінки відповідності за реєстраційним номером **UA-TR-1-15**, призначений виконувати роботи з оцінки відповідності продукції вимогам Технічного регламенту, затвердженого постановою КМУ від 28 грудня 2016 р. № 1055, посвідчує, що була встановлена відповідність вказаного обладнання суттєвим вимогам стосовно захисту здоров'я та безпеки відносно технічного проекту та конструкції обладнання, призначеного для використання в потенційно вибухонебезпечних середовищах, які наведені в Технічному регламенті.
Результати досліджень та випробувань наведені в протоколі оцінки № 743/ОВ-21 від 07.05.2021 р.
- (9) Відповідність обладнання суттєвим вимогам стосовно захисту здоров'я та безпеки була забезпечена виконанням вимог наступних стандартів:
**ДСТУ EN 60079-0:2017 (зі зміною 11:2017), ДСТУ EN 60079-7:2017,
ДСТУ EN 60079-31:2017**
- (10) Якщо в кінці номера сертифіката присутній знак «X», то це посвідчує, що до обладнання застосовуються особливі умови використання, які наведені у додатку до цього сертифіката.
- (11) Цей сертифікат виданий внаслідок проведення оцінки відповідності за Модулем В (експертиза типу) згідно з Технічним регламентом та стосується лише технічного проекту та конструкції зазначеного обладнання згідно з узгодженою технічною документацією. Введення в обіг зазначеного обладнання згідно з Технічним регламентом можливо лише за умови застосування додаткових модулів оцінки відповідності.
- (12) Маркування обладнання повинно містити наступне:



II 2G Ex eb IIC T4 Gb, II 2D Ex tb IIC T135 °C Db

II 2G Ex eb IIC T3 Gb, II 2D Ex tb IIC T135 °C Db, -20 °C ≤ Ta ≤ +50 °C - для виконання ІЕЗ

Керівник органу з оцінки відповідності

К.В. Меженков



м. Біла Церква, 11.05.2021 р.

Аркуш 1 з 3

Цей сертифікат з додатком може бути відтворений лише повністю та без змін.

ФСУ 7.7-09 (редакція 3/09.12.2019)